


Field Control Layer Device

DSx1150B

BACnet Application Specific F.C.U Controller

【Description】

DSx1150B is a standalone BACnet B-ASC class programmable controller. It is designed for monitor and control fan coil unit or lighting devices. It uses 32-bit microprocessor core, transmission rate up to 76,800 bps, transmission distance up to 1,200 meter. DSx1150B has 1 Binary Input (BI), 1 Analog Input (AI) and 5 Binary Output (BO). In addition it has an MSnet port can connect to an external LCD control panel for user operation and control. Using a remote or local browser or a group control panel can perform all, group, or single unit control and monitoring functions such as temperature, fan speed, timer Off, schedule On/Off, etc, monitor temperature value, system operation status, fan speed status, run time accumulation, energy consumption, fault alarm, etc. DSx1150B conforms to international BACnet MS/TP communication protocol and fully compatible with any BACnet system.



【Features】

- Conforms to ASHRAE and ISO16484-1 defined BACnet B-ASC standard communication protocol, compatible with BACnet system.
- An MS/TP(Master-Slave/Token-Passing) communication interface connect to upper layer global controller.
- An MSnet communication interface can connect to a MST20V, MST20S, DSP20U control panel or a MODBUS RTU device.
- An RS-232 communication interface connect to AD-Linker through the HyperTerminal program can change device parameters.
- Binary Input (BI) accepts dry contact or open collector signal.
- Analog Input (AI) has 12-bit resolution, accept 10KΩ NTC thermistor signal.
- Binary Output (BO) has following capacity, 8A/250VAC for fan speed control, 7A/250VAC for motorized valve control, 16A/250VAC with latching function for lighting control.
- With DDC control function, you can edit online, download control logic programming, and real-time debugging, with enthalpy, dew point temperature, PID control, etc. HVAC common computing capabilities and logarithmic, trigonometric functions, etc. advanced math functions.
- 100 Binary Value (BV) and 100 Analog Value(AV) points, can be used as the calculated values, set points, timer or alert points.
- Power failure backup for all AI/BO/AO/BV/AV values and stored in FRAM for at least 10 years.
- Priority control array by 16 level for all BO, AO and BV.
- Has a crash self wake-up call function (Watch Dog).
- Pluggable terminal design, ease of installation commissioning and maintenance.

【Specification】

Model	A/C Mode	Fan Speed	BI	AI	BO (fan)	BO (valve)	BO (light)	Remark
DSF1150B	Auto/Cool/Heat/Fan	Auto/High/Med./Low	1	1	3	2	0	Apply to 2/4-piping control
DSL1150B	Auto/Cool/Heat/Fan	Auto/High/Med./Low	1	1	3	1	1	Apply to 2-piping & lighting control

Power Supply : 220VAC,50/60Hz,5VA。

Microprocessor : 32-bit high performance MCU, 10K RAM, 8K FRAM and 64K Flash memory.

Binary Input : 12VDC detection voltage, accepts dry contact or open collector signal.

Analog Input : 12-bit resolution, attach an external 10KΩ@25℃ NTC temperature sensor, sensing Range 0 ~ 50 ℃.

Fan Output : Three sets of UL/ CUL/ TUV certification 8A, 250VAC SPST contacts, for 3-speed fan control as high, medium, low and auto switching etc. (Four modes).

Valve Output : One set of UL/ CUL/ TUV certification 7A(NO)/5A(NC), 250VAC SPDT, for 2 or 3-wire motorized valve control.

Light Output : One set of UL/ CUL/ TUV certification 16A, 250VAC SPST Latching Relay contacts, for lighting control.

MS/TP Port : 2-wire MS/TP RS-485 bus, communication speed 9,600/ 19,200/ 38,400/ 76,800 bps, auto select, max. length 1,200 meters, 2500Vrms optical coupling isolator and TVS ARRAY surge protection.

MSnet Port : 2-wire MODBUS RTU RS-485 bus, communication speed 9,600 bps, for MSC, DSP or NVC series panel connection.

Environment : 0 ~ 50℃, 0 ~ 95%RH, non-condensing

Certification : BTL、EMC Directive 89/336/EEC (European CE Mark)。

【Related Products】 (The detailed specifications please refer to the catalog)

NVC20U - LCD group control panel.

DSP20U - LCD unitary control panel.

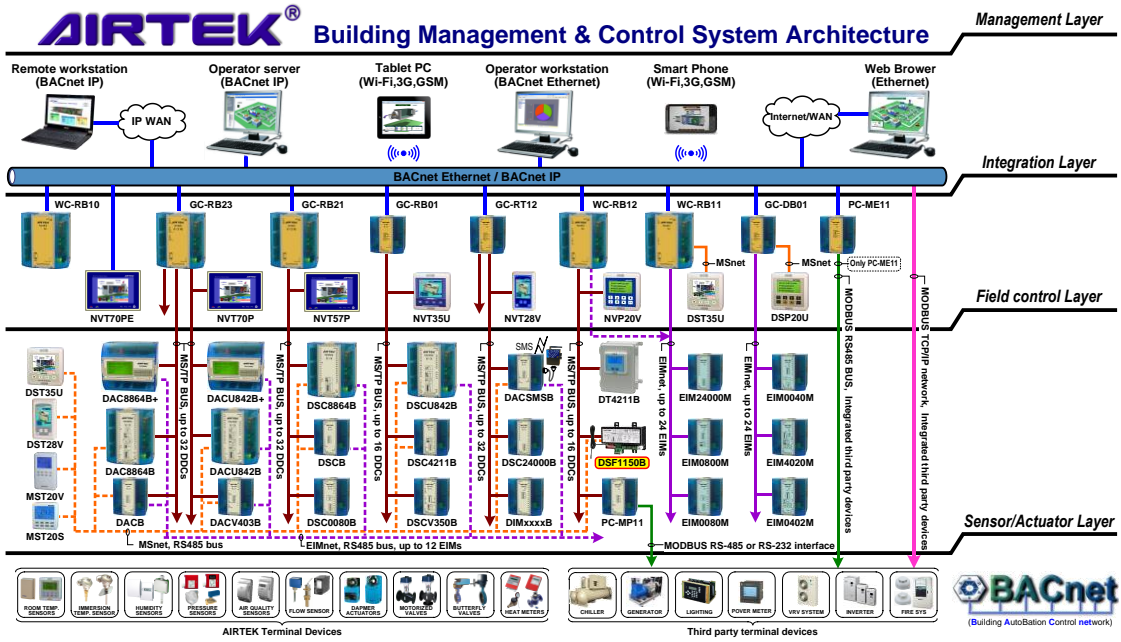
NVC51V - LCD group control panel.

MSC20V - LCD unitary control panel.

Airtek-AU

AIRTEK®

[Network Architecture]



[Wiring Instruction]

- Before wiring please check the power source is correct.
- Please use two cores AWG#22 shield twist wire for DFC wiring, remember that network connecting must be daisy chain style and Star or parallel connection are prohibited.
- Use four cores of AWG#22 shield twist wire for network connection between MSC/NVC control panel and DSx1150B controller.
- All network wire must have independent EMT, and must keep distance from power cables to ensures network communication quality.
- DSx1150B provides two or three position motorized valve control function.
- The common point of motorized valve and fan should be connecting to the neutral of power. (Terminals Provided)
- Avoid mounting on vibration surfaces.

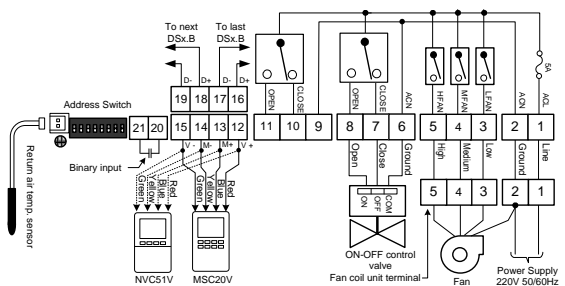


FIG. 1 2-pipe ON-OFF valve control wiring diagram

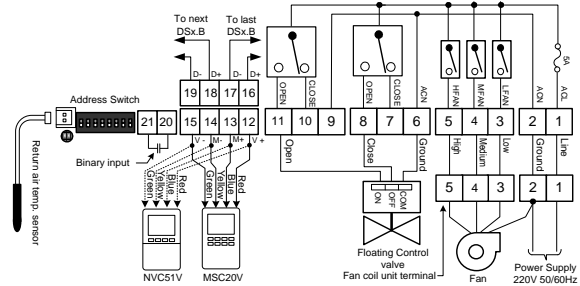


FIG. 2 2-pipe floating valve control wiring diagram

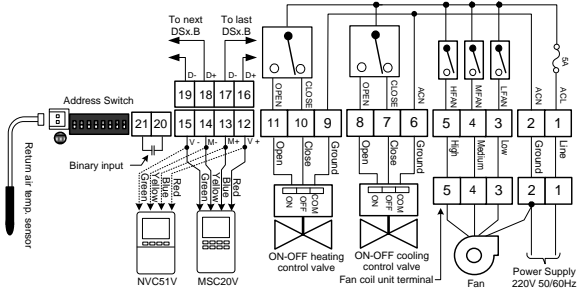


FIG. 3 4-pipe ON-OFF valve control wiring diagram

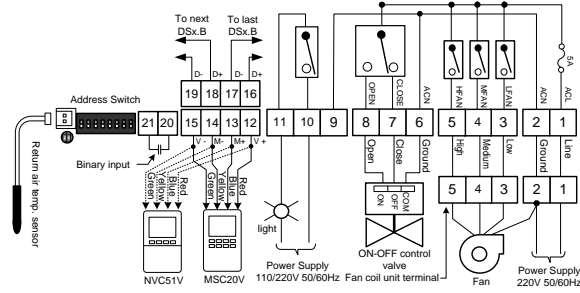
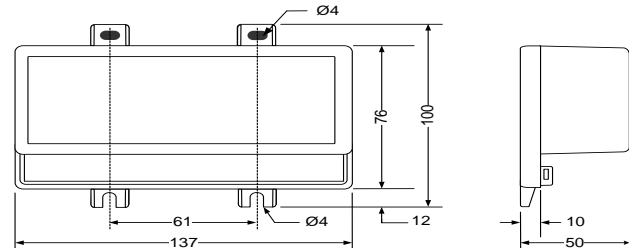


FIG. 4 2-pipe ON-OFF valve & lighting control wiring diagram

[Dimension] Unit : mm



Please refer to <http://www.airtek.com.au> for the most recent updated information.